

An Overview of the Global Barometer Survey

Marta Lagos
Corporación Latinobarómetro



GLOBAL BAROMETER

Presented at
East Asia Barometer Conference

From the Views of the Global Barometer Surveys
Taipei
8-9, December 2003

Marta Lagos

GLOBAL BAROMETER

GLOBAL PUBLIC OPINION IN 63 COUNTRIES

www.globalbarometer.org

Afrobarometer	15 countries	1999
Asian Barometer	16 countries	2001
Latinobarómetro	17 countries	1995
New Europe Barometer	16 countries	1992

**PUBLIC OPINION ON NATIONS, STATES, DEMOCRACY,
THE ECONOMY, PUBLIC POLICIES, INSTITUTIONS,
INTERNATIONAL RELATIONS, MEDIA AND SOCIETIES.**

GLOBAL BAROMETER SURVEYS

0. Definition: Global Barometer Surveys is a network of BAROMETERS founded with goal of coordinating and having a single common output.
1. Membership: Global BAROMETER is founded by four BAROMETERS in four regions of the world: Africa, Asia, Latin America and New Europe. The Founders are:
 - Yun-Han Chu
 - Richard Rose
 - Michael Bratton
 - Robert Mattes
 - Marta Lagos
2. The Executive Board: One representative per Barometer coordinated by a chairman.
3. Three areas of development: / Committees
 - Data Collection and Archiving:
 - Standard methodology
 - Funding
4. International Advisory Board: Leading Academics / Pollsters / Survey Researchers.

AFRO BAROMETER

IDASA

CDD-Ghana

MSU

The Institute for Democracy

The Ghana Centre for D

Michigan State University

in South Africa

Democratic Development

Michael Bratton

Robert Mattes

Gyimah-Boadi

mbratton@msu.edu

bob@idasact.org.za

cdd@ghana.com

WAVE 1: 12 countries.

Botswana Nov./Dec. 1999
Ghana July 1999
Lesotho April/June 2000
Mali January 2001
Malawi Nov./Dec. 1999
Namibia Sep./Oct. 1999

July 1999-September 2001

Nigeria Jan./Feb. 2000
South Africa July/August 2000
Tanzania Mar./Sep. 2001
Uganda June/July 2000
Zambia Oct./Nov. 1999
Zimbabwe Sep./Oct. 1999

WAVE 2: 15 countries

1. Cape Verde June 2002
2. Mozambique July 2002
3. Uganda August 2002
4. South Africa September 2002
5. Ghana September 2002
6. Mali November 2002
7. Senegal December 2002
8. Nigeria September 2003

June 2002-September 2003

8.- Malawi October 2002
9.- Lesotho November 2002
10.-Tanzania June 2003
11.-Botswana July 2003
12.-Zambia July 2003
13.-Namibia August 2003
14.-Kenya August 2003

- **SAMPLE:** Random adults over 18 years of age, multistage area cluster sample. Equal proportions of men and women.
- **SAMPLE SIZE:** 1200 per country, except 2400 in Nigeria, South Africa, Kenya and Uganda.
- **SAMPLE ERROR:** 2.5
- **LANGUAGES:** From 2 in Cape Verde and Tanzania to 7 in Nigeria and 9 in Uganda.
- **REPRESENTATION:** Between 85% to 100% based on the number of languages covered
- **APPLICATION MODE:** Trained interviewers conduct the interviews orally in a face-to-face setting in the language of the respondent's choice.

ASIA BAROMETER

East Asia Barometer Project Office

Department of Political Science

National Taiwan University

Prof. Yun-han Chu - Prof. Fu HU

yunhan@ntu.edu.tw - hufu@ntu.edu.tw

www.eastasiabarometer.org

South Asia Barometer

Center for the Study of Developing Societies

New Delhi – India

Prof Yogendra Yadav

lokнити@del3.vsnl.net.in

WAVE 2: 11 Countries East Asia - 5 Countries South Asia = Total 16 countries 2004 - 2005

1. Taiwan	2004	9. Hong Kong	2004
2. Thailand	2004	10. South Korea	2004
3. Mainland China	2004	11. Philippines	2005
4. Mongolia	2005	12. Japan	2005
5. Indonesia	2005	13. Vietnam	2005
6. Cambodia	2005	14. Bangladesh	2004
7. Pakistan	2004	15. India	2004
8. Nepal	2004	16. Sri Lanka	2004

- **SAMPLE:** Adult population, probability sample proportional to population size.
- **SAMPLE SIZE:** 1,200~1,500, with 3,000 in China, and 800 in Hong Kong.
- **SAMPLE ERROR:** 2.5% or less
- **LANGUAGES:** Up to 7 languages
- **REPRESENTATION:** More than 48% of the world population.
- **APPLICATION MODE:** Face-to-face in language of respondent's choice.

LATINOBARÓMETRO

Corporación Latinobarómetro
Dario Urzúa 2080, Santiago Chile
Marta Lagos

mlagos@latinobarometro.org
www.latinobarometro.org

Wave 1 1995:

Argentina	Paraguay
Brasil	Perú
Chile	Uruguay
México	Venezuela

Wave 2 since 1996:

Argentina	Ecuador	Panamá
Bolivia	El Salvador	Paraguay
Brasil	Guatemala	Perú
Colombia	Honduras	Uruguay
Costa Rica	México	Venezuela
Chile	Nicaragua	

SAMPLE: Adults over 18 years of age, multistage random and quota sample

SAMPLE SIZE: 1200 per country, except 600 in Asunción Paraguay,

SAMPLE ERROR: 3

LANGUAGES: Mainly Spanish. Maya and local languages also used in minorities.

REPRESENTATION: Between 85% to 100%

APPLICATION MODE: Face-to-face

NEW EUROPE BAROMETER

Centre for the Study of Public Policy,
University of Strathclyde,
Professor Richard Rose, FBA.

prof_r_rose@yahoo.ac.uk- www.cspp.strath.ac.uk.

WAVES: since 1992 seven waves completed in 16 New Europe countries

Central and Eastern Europe, Balkans, and Commonwealth of Independent States (CIS):

Belarus: 5	since 1992	Bulgaria: 7	since 1991
Croatia: 5	since 1992	Czech Republic: 7	since 1991
Estonia: 5	since 1993	Hungary: 7	since 1991
Lithuania: 5	since 1993	Slovakia: 7	since 1991
Ukraine: 5	since 1992	Poland: 7	since 1991
Latvia: 6	since 1993	Russia: 11	since 1992
Romania: 6	since 1992	Serbia & Montenegro: 3	since 1998
Slovenia: 6	since 1992	Moldova: 1	in 2000

- **SAMPLE** : Adults over 18 years of age, , multi-stage, random samples.
- **SAMPLE SIZE**: 1000 except 2000 for Russia.
- **SAMPLE ERROR**: 2,5 %
- **LANGUAGES**: Questionnaires in the state language with a major exception for the Baltic states, where Russian as well as a Baltic language are applied.
- **REPRESENTATION**: 100%
- **APPLICATION MODE**: Face to face in the language of the respondent's choice.

PROJECTS

1. IDEA FLAGSHIP REPORT:

- The first flagship report will review the existing data to produce a chapter on selected data. The first report/chapter will be produced for 2005.
- Editor/ responsible of production: The chapter will be edited and coordinated by Richard Rose at Strathclyde University, Scotland.
- Analysis of the data: The flagship chapter is a good opportunity to look at the data for the first time with an intra-regional and interregional perspective.

2. UNDP PROJECT : Proposal to be submitted to UNDP Headquarters.

3. Project for Caribbean Barometer: 14 Countries

Antigua y Barbuda	Grenada	San Vicente & Grenadines
Bahamas	Guyana	St Kitts & Nevis
Barbados	Haiti	Suriname
Belize	Jamaica	Trinidad & Tobago
Dominica	Santa Lucia	

EUROBAROMETER – 24 COUNTRIES

We can link with questions that have time series from the 70s onwards in the European member states and more recently with applicant / new member state countries.

MEMBER STATES: 14 Countries


Belgium
Denmark
Germany
Greece
Spain
Italy
France

Ireland
Luxembourg
The Netherlands
Austria
Portugal
Finland
Sweden

NEW MEMBER STATES: 10 Countries

Czech Republic
Cyprus
Lithuania
Malta
Slovenia

Estonia
Latvia
Hungary
Poland
Slovakia





GLOBAL BAROMETER SURVEYS VARIABLES IN ALL REGIONS

GLOBAL BAROMETER VARIABLES IN ALL REGIONS

I.- DEMOCRACY

- Meaning of Democracy
- Satisfaction with democracy
- Support to democracy

II.- INSTITUTIONS

- Trust in institutions

III.- POLITICS

- Interest in Politics

IV.- PARTICIPATION

- Participation in voluntary organizations
- Discuss /talk politics
- Vote In The Last Elections
- Parties did you vote for

V.- INTERPERSONAL TRUST

VI.- ECONOMIC EVALUATIONS

- Current country economic evaluation
- Past country economic evaluation
- Future country economic evaluation
- Current personal economic evaluation

VII.- MEDIA EXPOSURE

VIII.- RELIGION

- Religion
- Frequency of religious services

IX.- SOCIODEMOGRAPHICS

- Sex
- Age
- Education
- Occupation
- Household



GLOBAL BAROMETER SURVEYS WEBSITE

WITH VARIABLES IN ALL / SOME REGIONS

GLOBAL BAROMETER HOMEPAGE



Giving Voice to the People

Global

Barometer

Surveys

GLOBAL BAROMETER SURVEYS ASK THE PEOPLE

If you want to know what people are thinking in new democracies, why not ask them? Barometer surveys do just this, interviewing nationwide representative samples in Africa, East Asia, the new post-communist Europe, and in Latin America. Questions cover social, economic and political conditions. Since 1991 more than 250 surveys have been undertaken in 55 countries--and we are continuing to expand.

[Barometer Surveys](#)

[What's New](#)

[Governance Indicators](#)

[Guide to Site](#)

Comments to mi.muuro@strath.ac.uk

Last updated 8 October 2003

[Home](#) [Barometer Surveys](#)

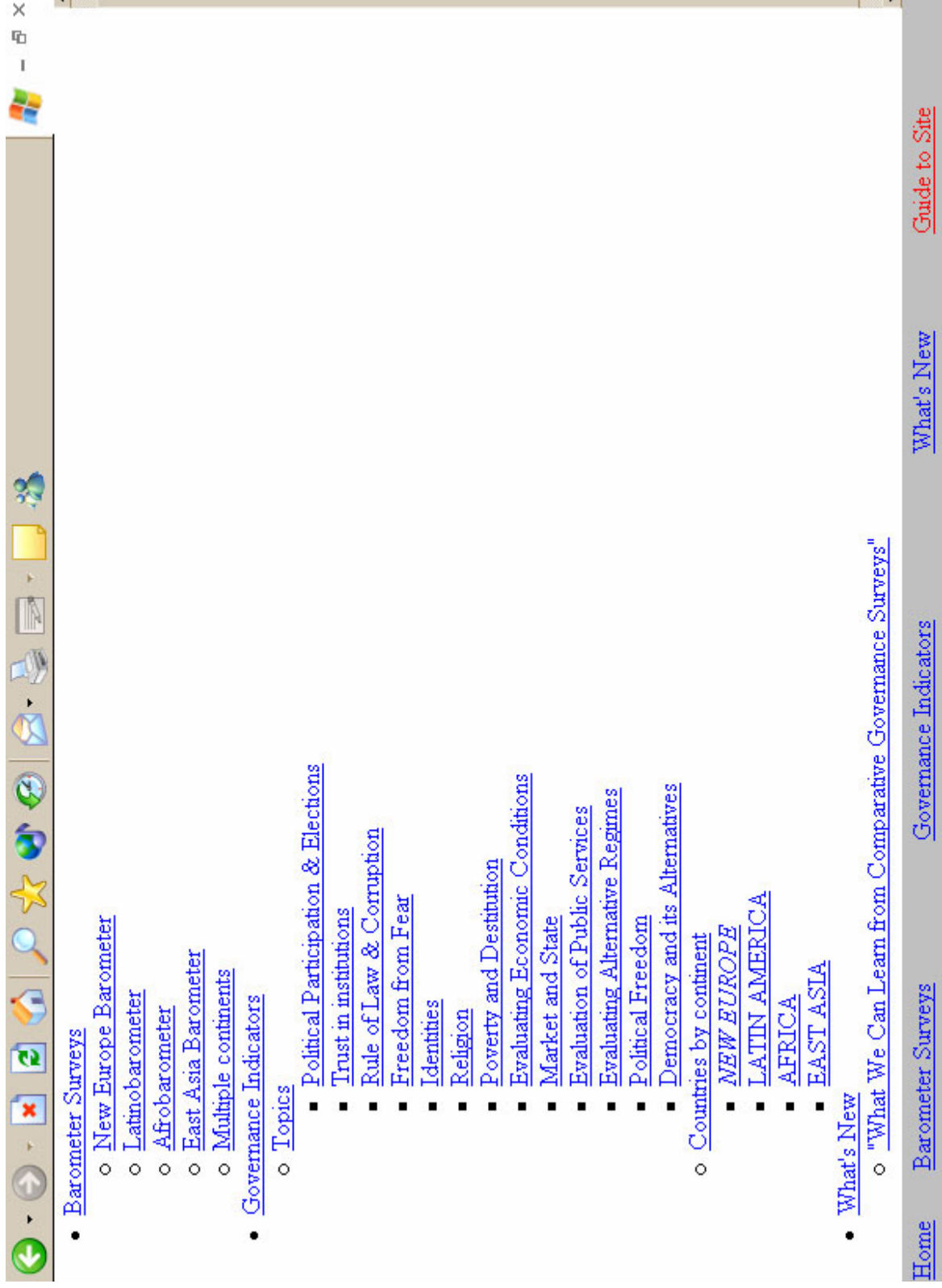
[Governance Indicators](#)

[What's New](#)

[Guide to Site](#)

GLOBAL BAROMETERS

WEBSITE CONTENTS



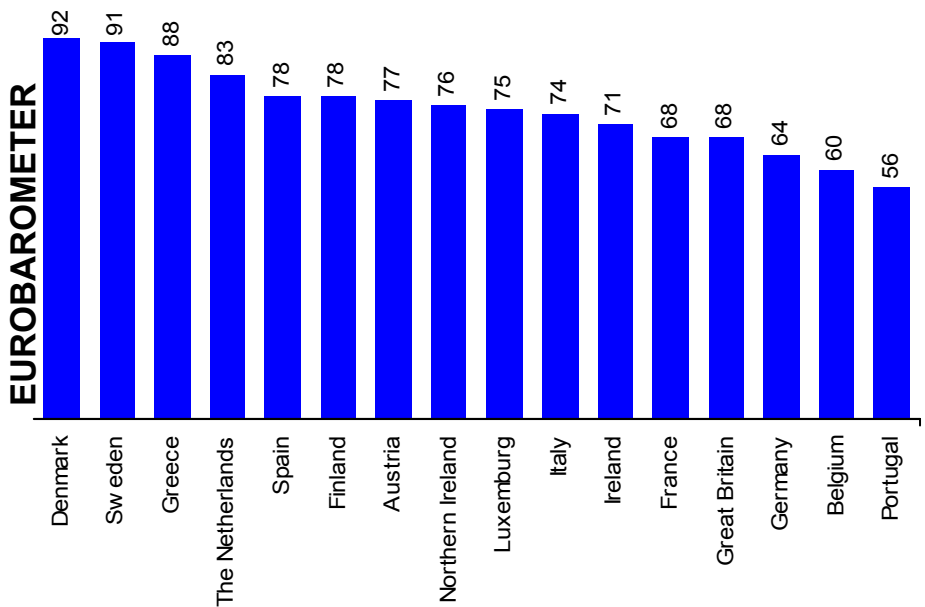
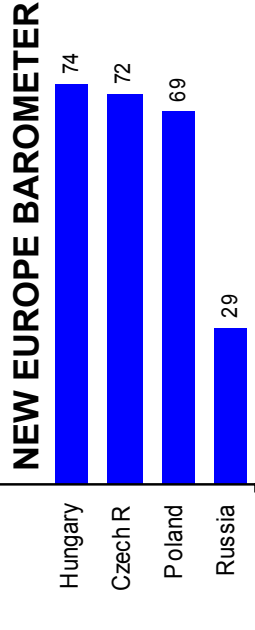
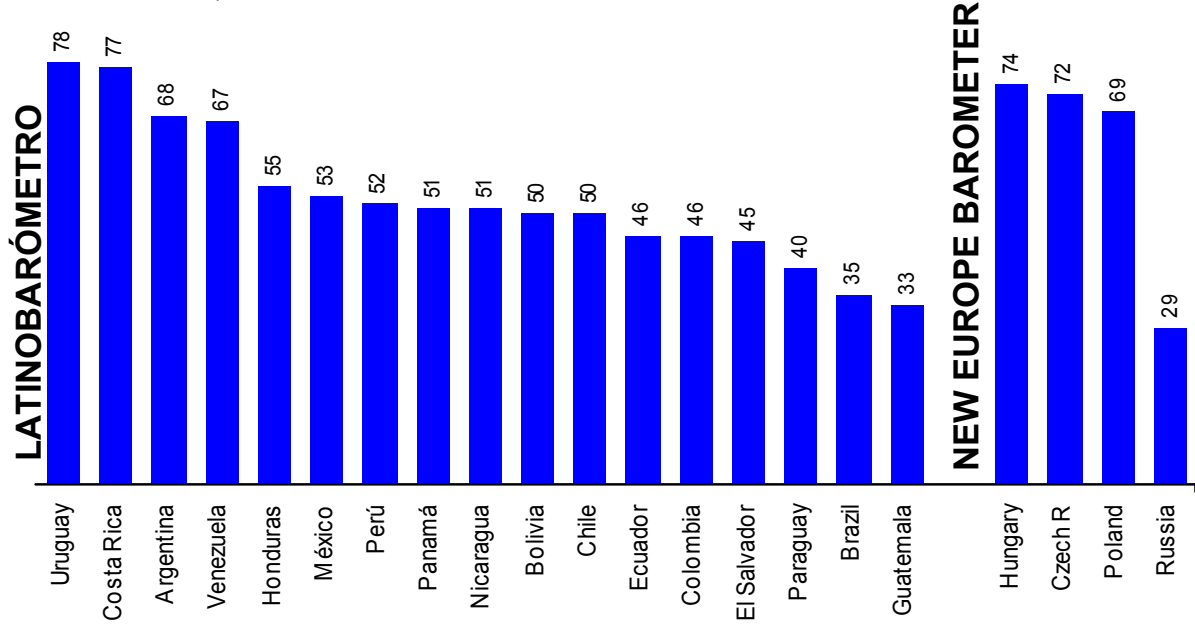
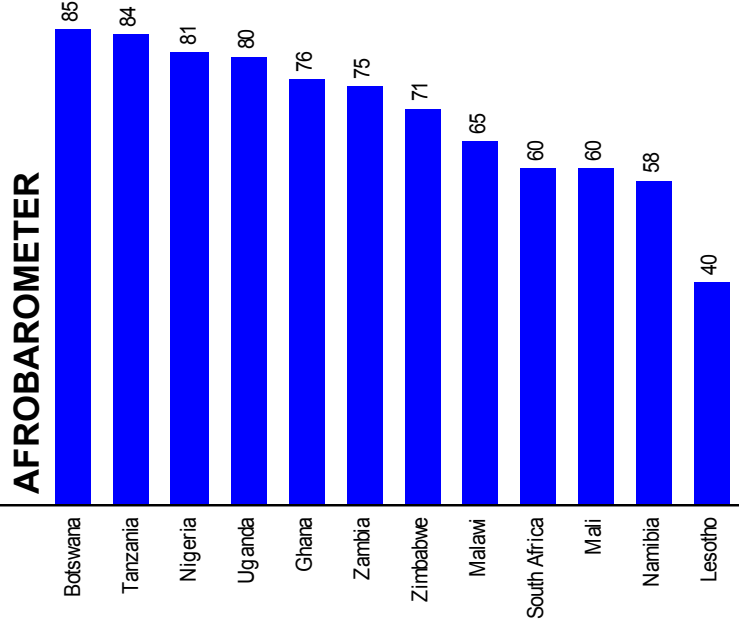
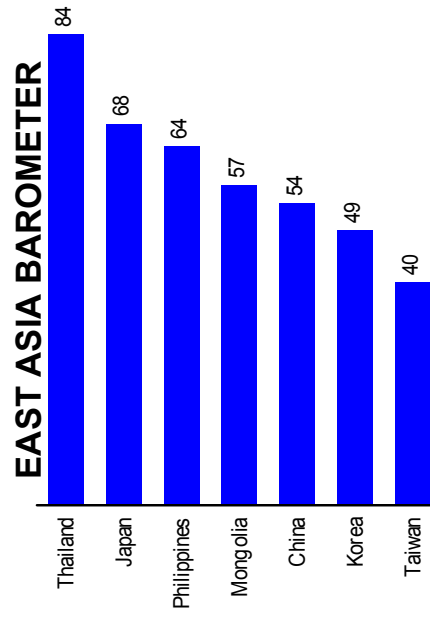
- [Barometer Surveys](#)
 - [New Europe Barometer](#)
 - [Latinobarometer](#)
 - [Afrobarometer](#)
 - [East Asia Barometer](#)
 - [Multiple continents](#)
- [Governance Indicators](#)
 - [Topics](#)
 - [Political Participation & Elections](#)
 - [Trust in institutions](#)
 - [Rule of Law & Corruption](#)
 - [Freedom from Fear](#)
 - [Identities](#)
 - [Religion](#)
 - [Poverty and Destitution](#)
 - [Evaluating Economic Conditions](#)
 - [Market and State](#)
 - [Evaluation of Public Services](#)
 - [Evaluating Alternative Regimes](#)
 - [Political Freedom](#)
 - [Democracy and its Alternatives](#)
 - [Countries by continent](#)
 - [NEW EUROPE](#)
 - [LATIN AMERICA](#)
 - [AFRICA](#)
 - [EAST ASIA](#)
- [What's New](#)
 - ["What We Can Learn from Comparative Governance Surveys"](#)

Home [Barometer Surveys](#) [Governance Indicators](#) [What's New](#) [Guide to Site](#)



DATA

SUPPORT OF DEMOCRACY

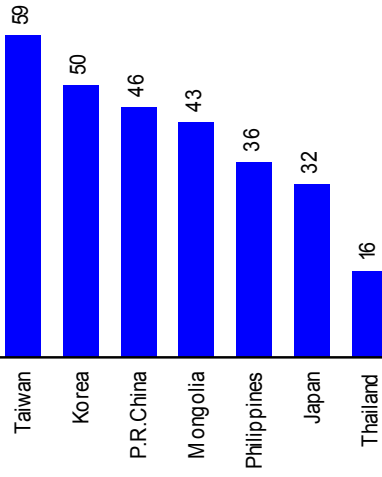


Source: Eurobarometer 1997

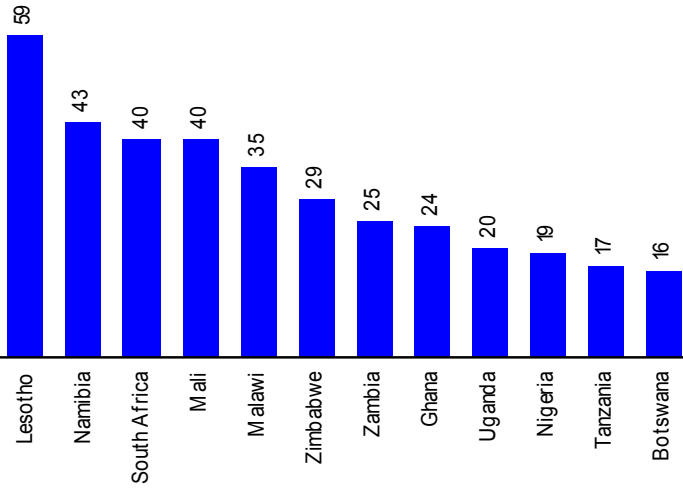
GLOBAL BAROMETER: New Europe Barometer (2001); Afrobarometer (1999-2001); East Asia Barometer (2001-2003); Latinobarómetro (2003)

NON DEMOCRATS

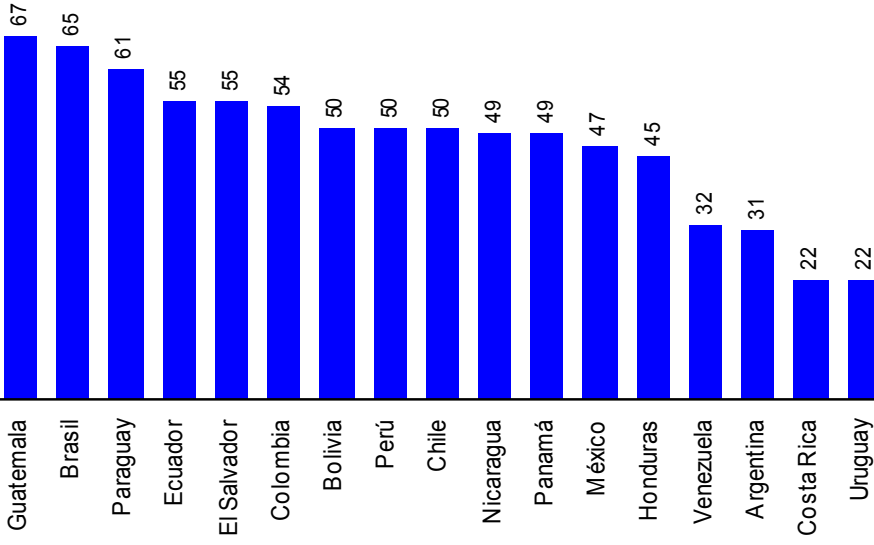
EAST ASIA BAROMETER



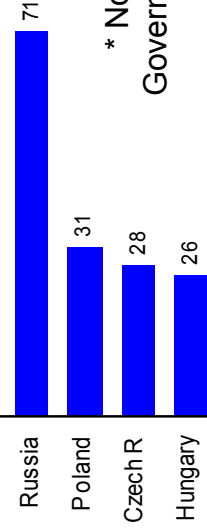
AFROBAROMETER



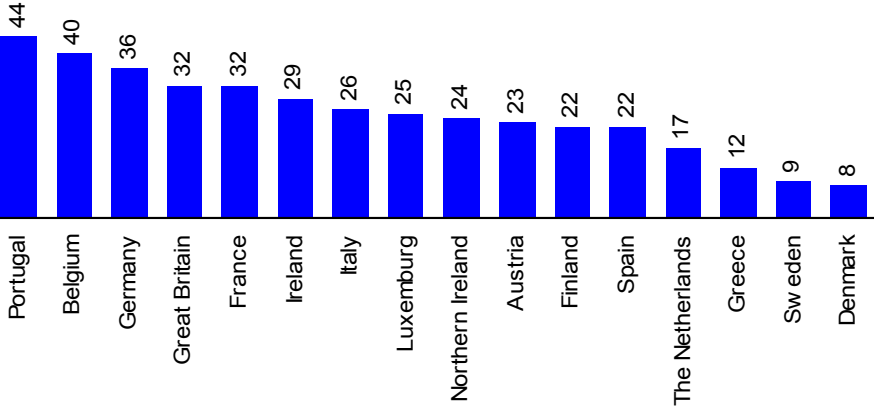
LATINOBARÓMETRO



NEW EUROPE BAROMETER



EUROBAROMETER



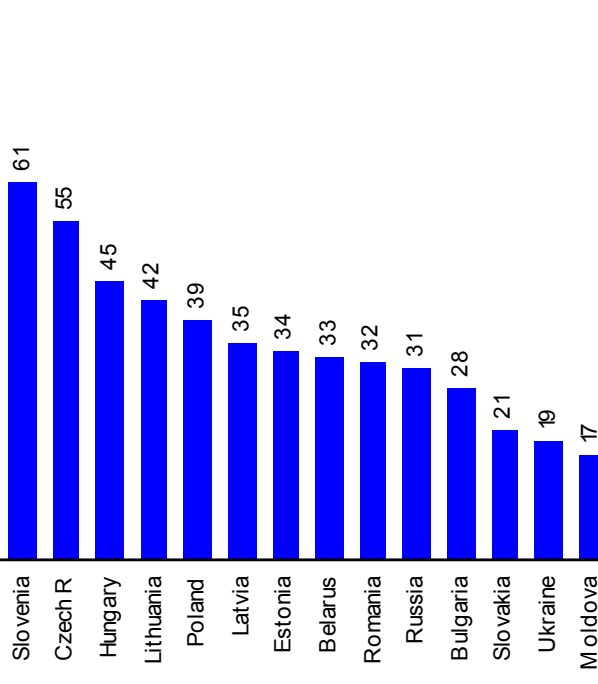
Source: Eurobarometer 1997

* Non Democrats include responses 'Authoritarian Government, Indifference, DK and NR. Data from the New Europe Barometer are calculated with responses DK and NR missing

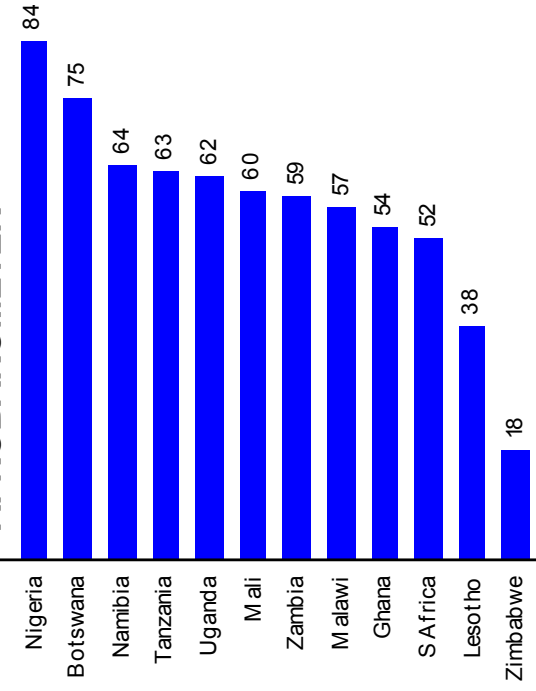
GLOBAL BAROMETER: New Europe Barometer (2001); Afrobarometer (1999-2001); East Asia Barometer (2001-2003); Latinobarómetro (2003)

SATISFACTION WITH DEMOCRACY

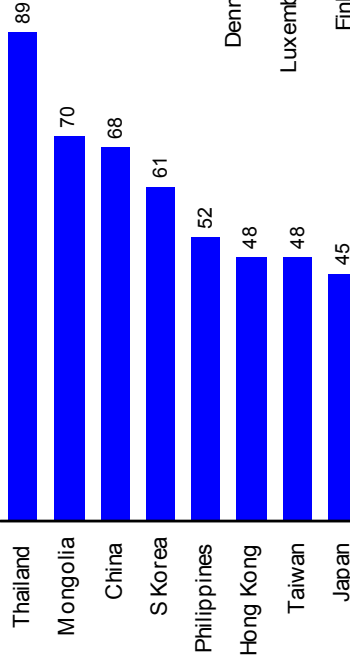
NEW EUROPE BAROMETER



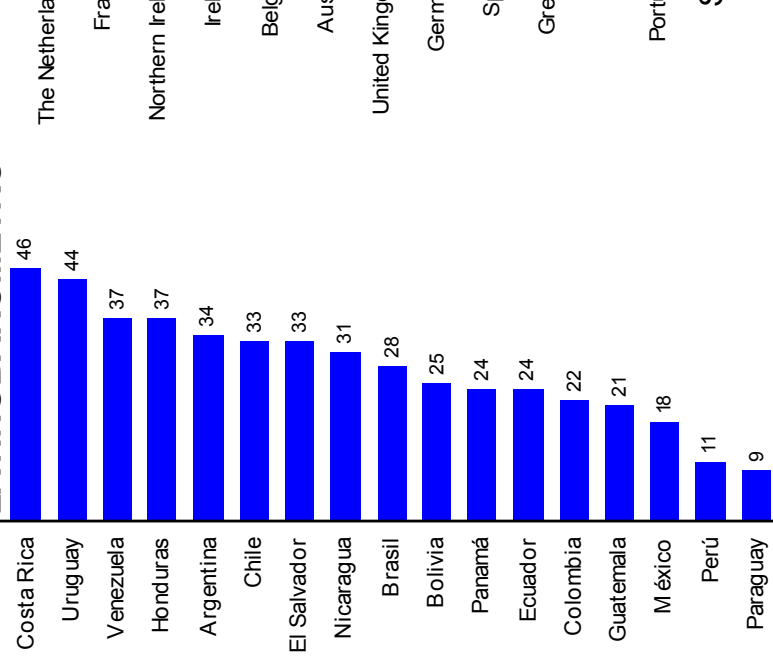
AFROBAROMETER



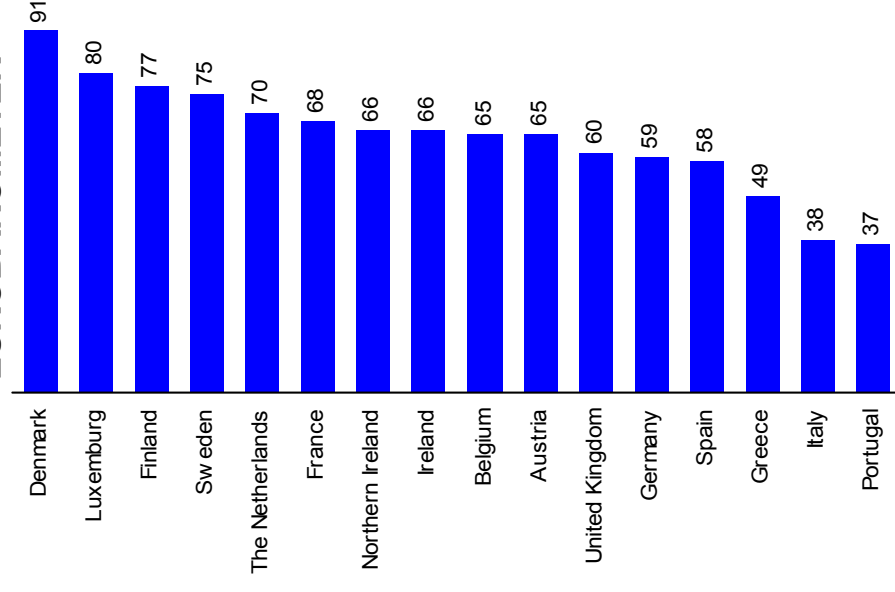
EAST ASIA BAROMETER



LATINOBARÓMETRO



EUROBAROMETER



Source: Eurobarometer 2003

GLOBAL BAROMETER: New EuropeBarometer (2001); Afrobarometer (1999-2001); East Asia Barometer (2001-2003); Latinobarómetro (2003)

DISSATISFIED DEMOCRATS

EUROBAROMETER (1997)

Democracy is the best political system

	Satisfied	Unsatisfied Democrats
Italy	74	49
Northern Ireland	76	42
Belgium	60	42
Greece	88	42
Sweden	91	36
Germany	64	30
Spain	78	28
France	68	27
Austria	77	20
Finland	78	18
Great Britain	68	13
Portugal	56	9
The Netherlands	83	7
Denmark	92	6
Luxembourg	75	6
Ireland	71	1

AFROBAROMETER (1999-2001)

Democracy is the best political system

	Satisfied	Unsatisfied Democrats
Zimbabwe	71	53
Ghana	76	22
Tanzania	84	21
Uganda	80	18
Zambia	75	16
Botswana	85	10
Malawi	65	8
South Africa	60	8
Lesotho	40	2
Mali	60	0
Nigeria	81	-3
Namibia	58	-6

EAST ASIA BAROMETER (2001-2003)

Democracy is the best political system

	Satisfied	Unsatisfied Democrats
Japan	68	23
Philippines	64	12
Thailand	84	-5
Taiwan	40	-8
Korea	49	-12
Mongolia	57	-13
China	54	-14

NEW DEMOCRACIES BAROMETER (2001)

Democracy is the best political system

	Satisfied	Unsatisfied Democrats
Poland	69	30
Hungary	74	29
Czech R	72	17
Russia	29	-2

GLOBAL BAROMETER: New Europe Barometer (2001);

Afrobarometer (1999-2001); East Asia Barometer (2001-2003);

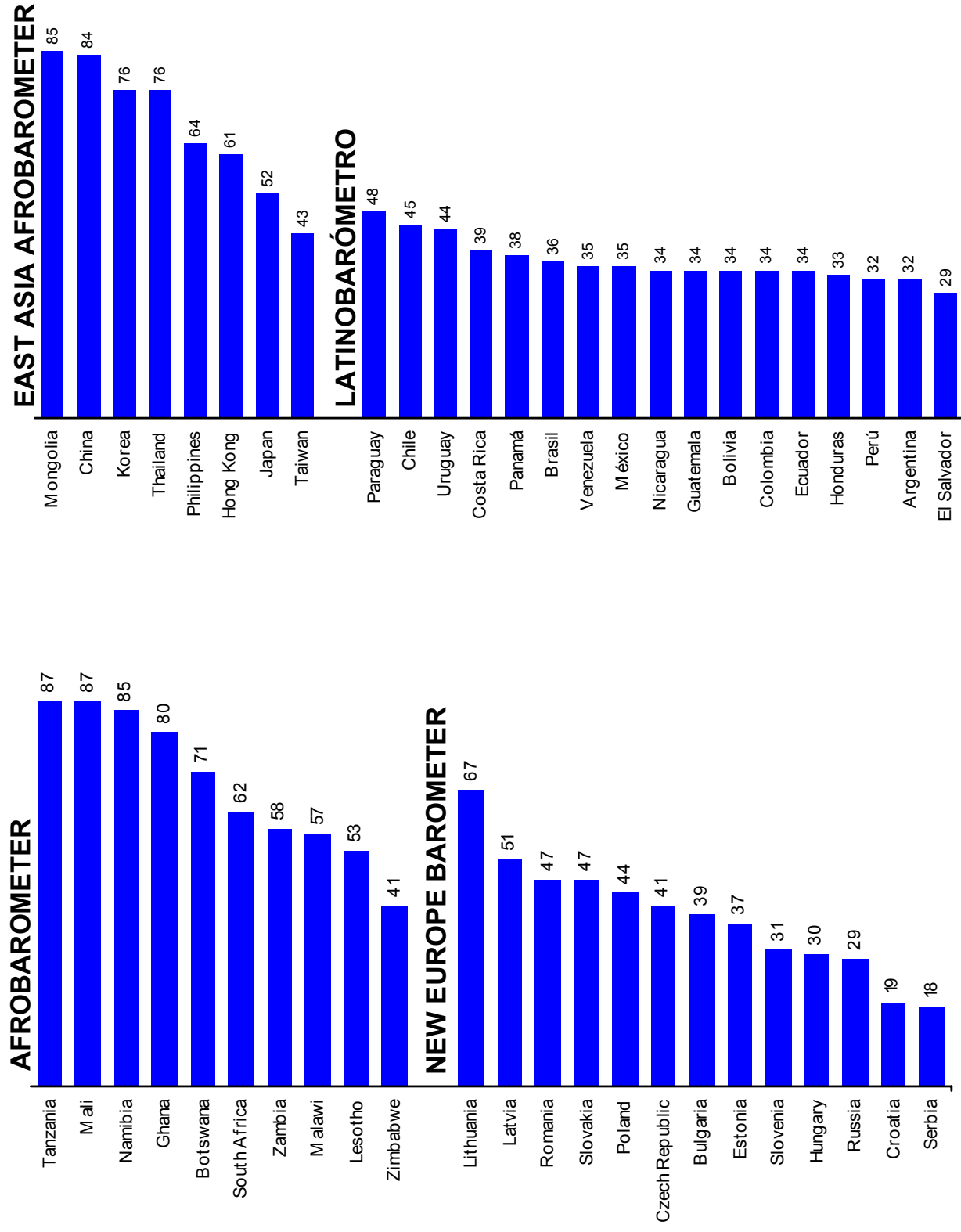
Latinobarómetro (2003)

LATINOBARÓMETRO (2003)

Democracy is the best political system

	Satisfied	Unsatisfied Democrats
Perú	50	39
México	53	35
Argentina	69	35
Uruguay	78	34
Costa Rica	78	34
Paraguay	39	31
Panamá	51	30
Bolivia	50	27
Colombia	46	25
Ecuador	45	22
Nicaragua	51	24
Honduras	55	20
Chile	51	18
El Salvador	45	17
Guatemala	33	12
Brasil	35	12

TRUST IN TELEVISION



GLOBAL BAROMETER: New Europe Barometer (2001); Afrobarometer (1999-2001); East Asia Barometer (2001-2003); Latinobarómetro (2003)

TRUST IN PRESIDENT AND SATISFACTION WITH DEMOCRACY

